
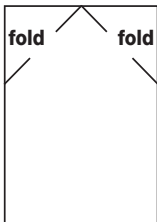


# HAPPY AVIATION DAY!

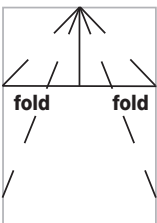
## Directions



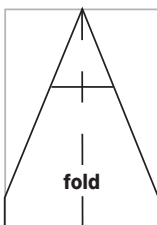
Step 1 – Fold paper in half (design face up), unfold.



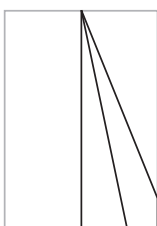
Step 2 – Turn paper over and fold the white triangle into the center crease, repeat on the other side.



Step 3 – Fold the triangle in half, so the edges of the paper line up, repeat on the other side.



Step 4 – Fold top edge in one more time, repeat on the other side.



Step 5 – Adjust and slightly adjust the wings.

